

BOX: Setting up Box for iPad

[PDF Version](#)


Overview

This user guide covers the following:

- [Installing Box for iPad](#)
- [Set up Box for iPad](#)

Installing Box for iPad

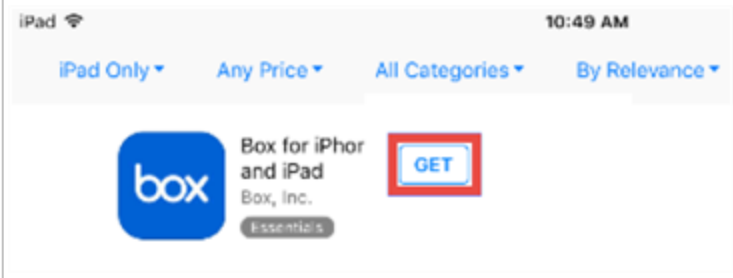
1. On the iPad Home screen, tap the **App Store** icon.
The App Store opens.



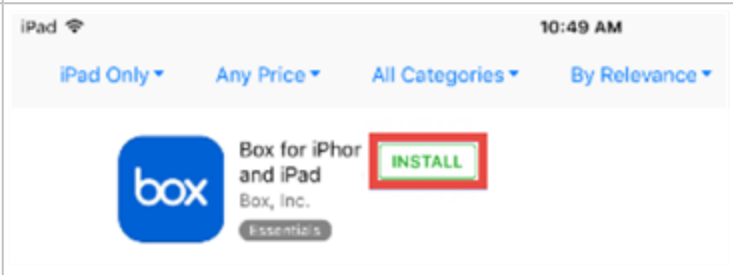
2. In the **Search** field, search for **Box**.
The search results are displayed.



3. Tap **Get**.
The app is downloaded to your iPad.




4. Tap **Install**.
The app is installed.

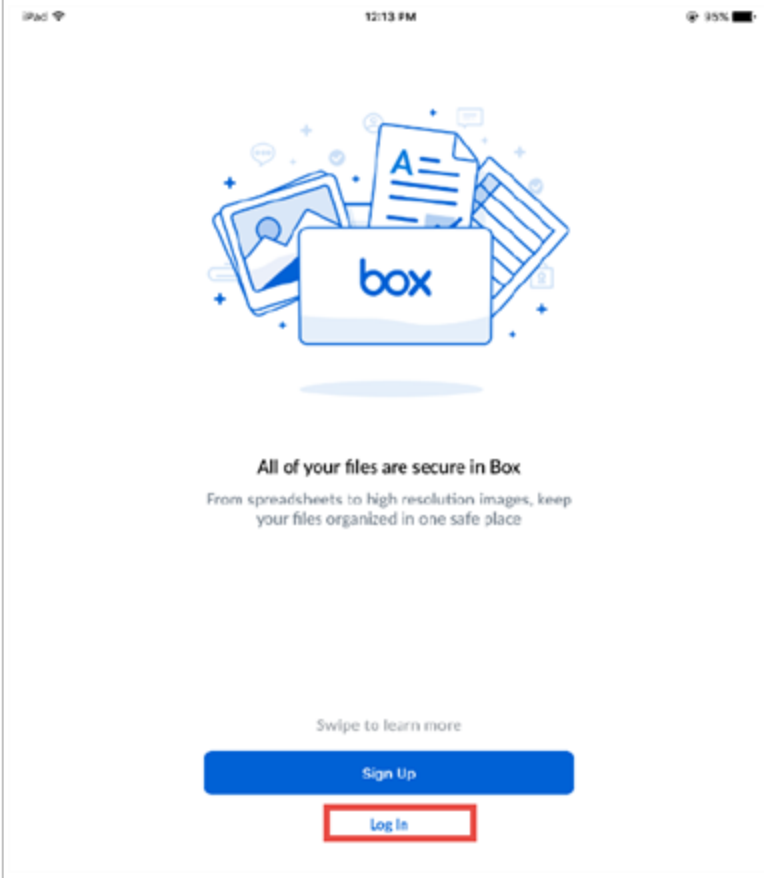


Set up Box for iPad

1. On the iPad Home screen, tap the **Box** icon.
The Box app opens.



2. Tap the **Log In** button.
The Box Log In page is displayed.



3. Enter the following details:
 - **Email Address:** Your Ledcor email address
 - **Password:** Your Ledcor password, also used to login to Windows
4. Tap the **Log In** button.

